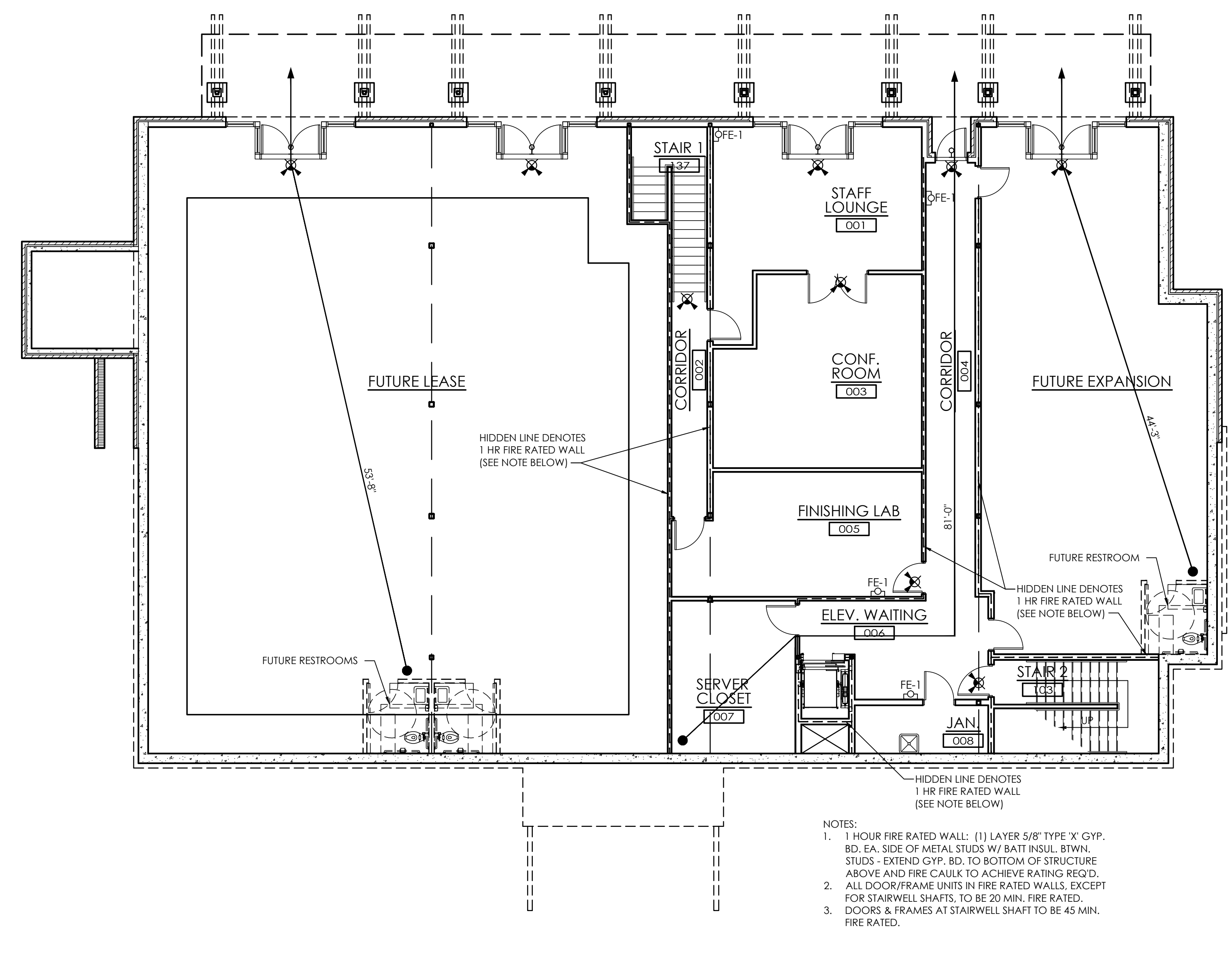


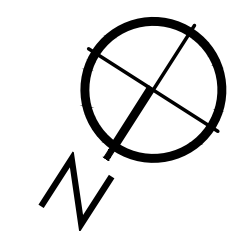
PROJECT NAME  
**BOOZER EYECARE ASSOCIATES**  
 1ST AVE S.E.  
 CULLMAN, ALABAMA  
 35055

PROJECT NUMBER  
 201740

**LeonardDesign, PC**  
 101 First Avenue NE, Suite 140  
 Cullman, Alabama 35055  
 Telephone 256.739.8020  
 Facsimile 256.739.8029



- NOTES:
- 1 HOUR FIRE RATED WALL: (1) LAYER 5/8" TYPE 'X' GYP. BD. EA. SIDE OF METAL STUDS W/ BATT INSUL. BTWN. STUDS - EXTEND GYP. BD. TO BOTTOM OF STRUCTURE ABOVE AND FIRE CAULK TO ACHIEVE RATING REQ'D.
  2. ALL DOOR/FRAME UNITS IN FIRE RATED WALLS, EXCEPT FOR STAIRWELL SHAFTS, TO BE 20 MIN. FIRE RATED.
  3. DOORS & FRAMES AT STAIRWELL SHAFT TO BE 45 MIN. FIRE RATED.



**LIFE SAFETY PLAN - FIRST FLOOR**  
 Scale: 1/8" = 1'-0"

**CODE REVIEW**

**EXIT REQUIREMENTS**

DEAD END LIMIT - MAXIMUM CONDITION (PER NFPA 101 LIFE SAFETY CODE: 12.2.5.3.1, ARRANGEMENT OF MEANS OF EGRESS: EXCEPTION)

CODE	PROJECT
20'-0"	N/A
75'-0"	61'-0"
200'-0"	108'-0"

COMMON PATH OF TRAVEL - MAXIMUM CONDITION (PER 2003 NFPA 101 LIFE SAFETY CODE: 12.2.5.1.2, ARRANGEMENT OF MEANS OF EGRESS: EXCEPTION)

TRAVEL DISTANCE TO EXIT - MAXIMUM CONDITIONS (PER 2003 NFPA 101 LIFE SAFETY CODE: 12.2.6)

TOTAL SQ. FT. OF SPACE: 11,812 S.F.

CODE OCCUPANCY LOAD: TO BE DETERMINED BY CITY OF CULLMAN FIRE MARSHALL

FUTURE LEASE SUITE	3,529 SF
FUTURE EXPANSION	1,236 SF
BUSINESS	1,355 SF
CORRIDOR/ELEV/STRS	1,355 SF
<b>TOTAL</b>	<b>6,120 SF</b>

NUMBER OF EXITS:  
 2 @ 35" = 70"  
 5 @ 70" = 350"  
 TOTAL WIDTH = 420"

IBC CODE OCCUPANT PER LOAD:

WAITING	489 S.F. / 7 S.F. = 69.85 = 70
RETAIL	1100 S.F. / 30 S.F. = 36.67 = 37
BUSINESS	1355 S.F. / 100 S.F. = 13.55 = 14
MEZZANINE (STORAGE)	774 S.F. / 300 S.F. = 2.58 = 3
<b>TOTAL</b>	<b>124</b>

CALCULATION FOR EGRESS WIDTH REQUIREMENT FOR ACTUAL OCCUPANCY LOAD  
 124 OCCUPANTS x 0.15" = 18.6" REQUIRED

CALCULATION FOR EGRESS WIDTH EXISTING AT SPACE  
 PROVIDED 2 EXITS X 35" = 70"  
 PROVIDED 5 EXITS X 70" = 350"  
 TOTAL WIDTH PROVIDED = 420"

MAXIMUM OCCUPANCY LOAD FOR EXITS PROVIDED  
 420" EXISTING EGRESS WIDTH / 0.15" PER OCCUPANT = 28 OCCUPANTS

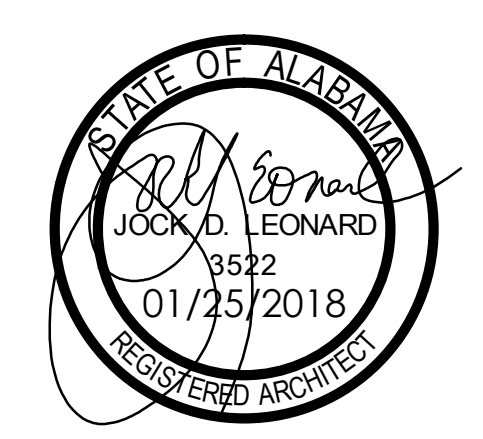
**CODES & STANDARDS SUMMARY**

OCCUPANCY:	GROUP B (BUSINESS)
SQUARE FOOTAGE:	10,457 S.F.
CONSTRUCTION TYPE:	TYPE VA
BUILDING:	2006 INTERNATIONAL BUILDING CODE
LIFE SAFETY CODE:	2003 NFPA 101 LIFE SAFETY CODE
PLUMBING:	2006 INTERNATIONAL PLUMBING CODE
MECHANICAL:	2006 INTERNATIONAL MECHANICAL CODE
GAS PIPING:	2009 INTERNATIONAL FUEL GAS CODE
ELECTRICAL:	2005 NATIONAL ELECTRICAL CODE
FIRE:	2009 INTERNATIONAL FIRE CODE
ACCESSIBILITY:	2010 AMERICANS WITH DISABILITIES ACT

**SYMBOLS LEGEND**

- OFFICE ROOM NAME ROOM NUMBER
- 1135
- YOU ARE HERE
- 0'-0" DISTANCE TO EXIT PATH TO EXIT
- FE-? FIRE EXTINGUISHERS:  
 FE-1 = 10# TYPE ABC  
 FE-2 = 10# TYPE 'K'

SEAL/SIGNATURE



DESCRIPTION

LIFE SAFETY PLAN - FIRST FLOOR

SHEET

**LS1.1**

PROJECT NAME

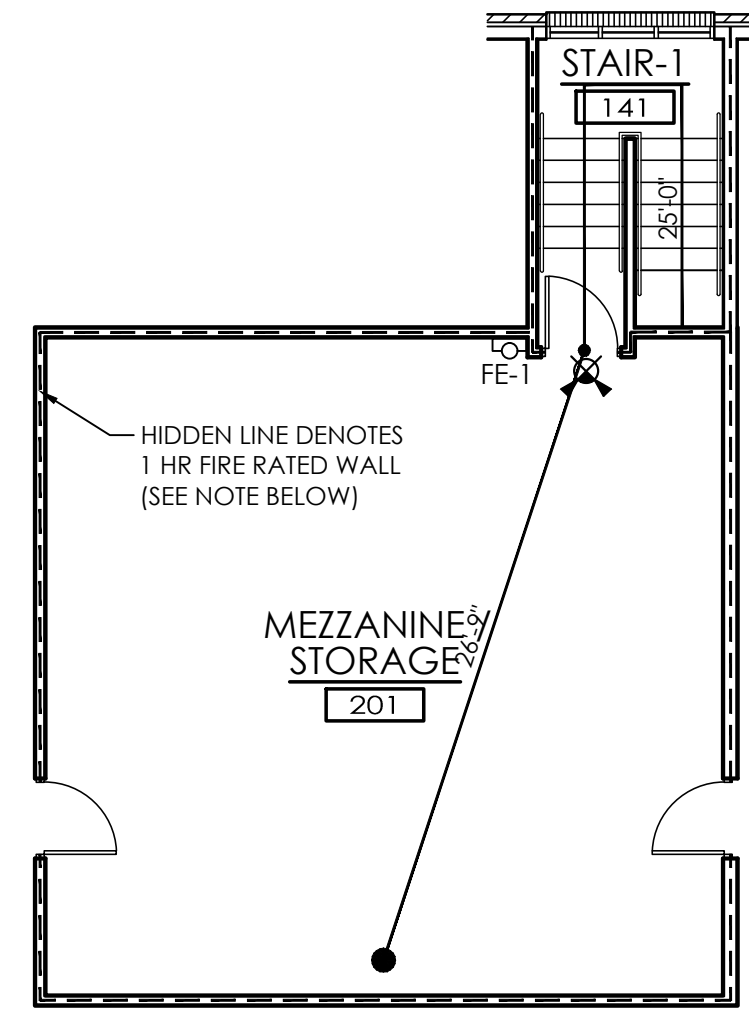
**BOOZER EYECARE ASSOCIATES**  
 1ST AVE S.E.  
 CULLMAN, ALABAMA  
 35055

PROJECT NUMBER

201740

**LeonardDesign, PC**

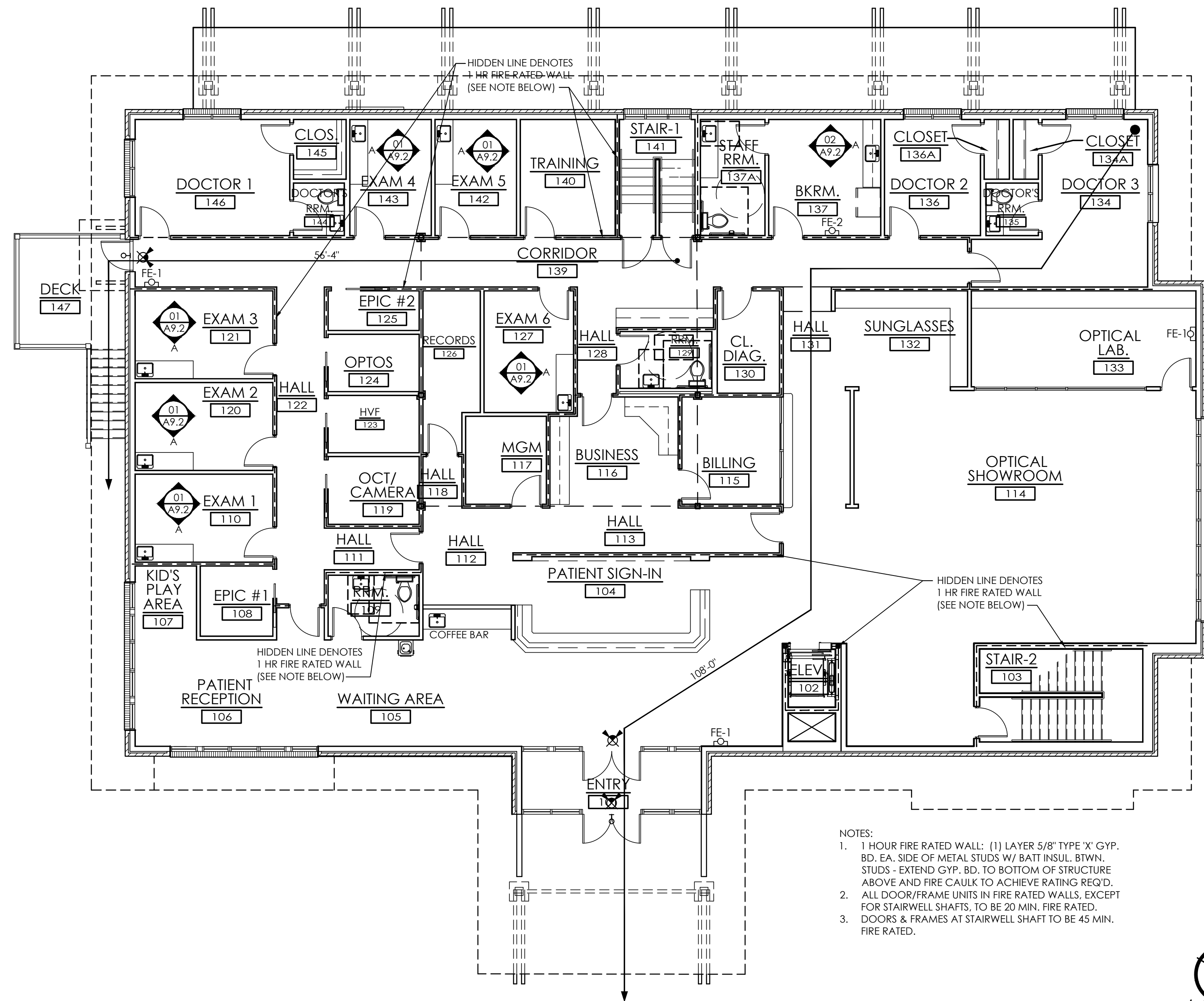
101 First Avenue NE, Suite 140  
 Cullman, Alabama 35055  
 Telephone 256.739.8020  
 Facsimile 256.739.8029



- NOTES:
- 1 HOUR FIRE RATED WALL: (1) LAYER 5/8" TYPE 'X' GYP. BD. EA. SIDE OF METAL STUDS W/ BATT INSUL. BTWN. STUDS - EXTEND GYP. BD. TO BOTTOM OF STRUCTURE ABOVE AND FIRE CAULK TO ACHIEVE RATING REQ'D.
  - ALL DOOR/FRAME UNITS IN FIRE RATED WALLS, EXCEPT FOR STAIRWELL SHAFTS, TO BE 20 MIN. FIRE RATED.
  - DOORS & FRAMES AT STAIRWELL SHAFT TO BE 45 MIN. FIRE RATED.

LIFE SAFETY PLAN - MEZZANINE FLOOR

Scale: 1/8" = 1'-0"



- NOTES:
- 1 HOUR FIRE RATED WALL: (1) LAYER 5/8" TYPE 'X' GYP. BD. EA. SIDE OF METAL STUDS W/ BATT INSUL. BTWN. STUDS - EXTEND GYP. BD. TO BOTTOM OF STRUCTURE ABOVE AND FIRE CAULK TO ACHIEVE RATING REQ'D.
  - ALL DOOR/FRAME UNITS IN FIRE RATED WALLS, EXCEPT FOR STAIRWELL SHAFTS, TO BE 20 MIN. FIRE RATED.
  - DOORS & FRAMES AT STAIRWELL SHAFT TO BE 45 MIN. FIRE RATED.

LIFE SAFETY PLAN - SECOND FLOOR

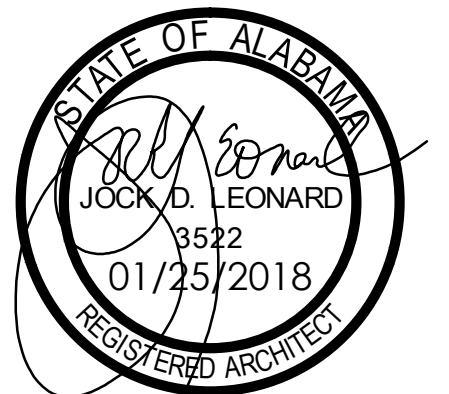
Scale: 1/8" = 1'-0"

SYMBOLS LEGEND

- OFFICE ROOM NAME ROOM NUMBER
- YOU ARE HERE
- 0'-0" DISTANCE TO EXIT PATH TO EXIT
- FE-2 FIRE EXTINGUISHERS:
- FE-1 = 10# TYPE ABC
- FE-2 = 10# TYPE 'K'

NOTE: CORRIDORS #128, 139 & 147 TO RECEIVE FIRE TUNNEL - SEE 1/A.1

SEAL/SIGNATURE



DESCRIPTION

LIFE SAFETY PLANS -  
 SECOND FLOOR &  
 MEZZANINE FLOOR

SHEET

LS1.2